

CULTIVATORS

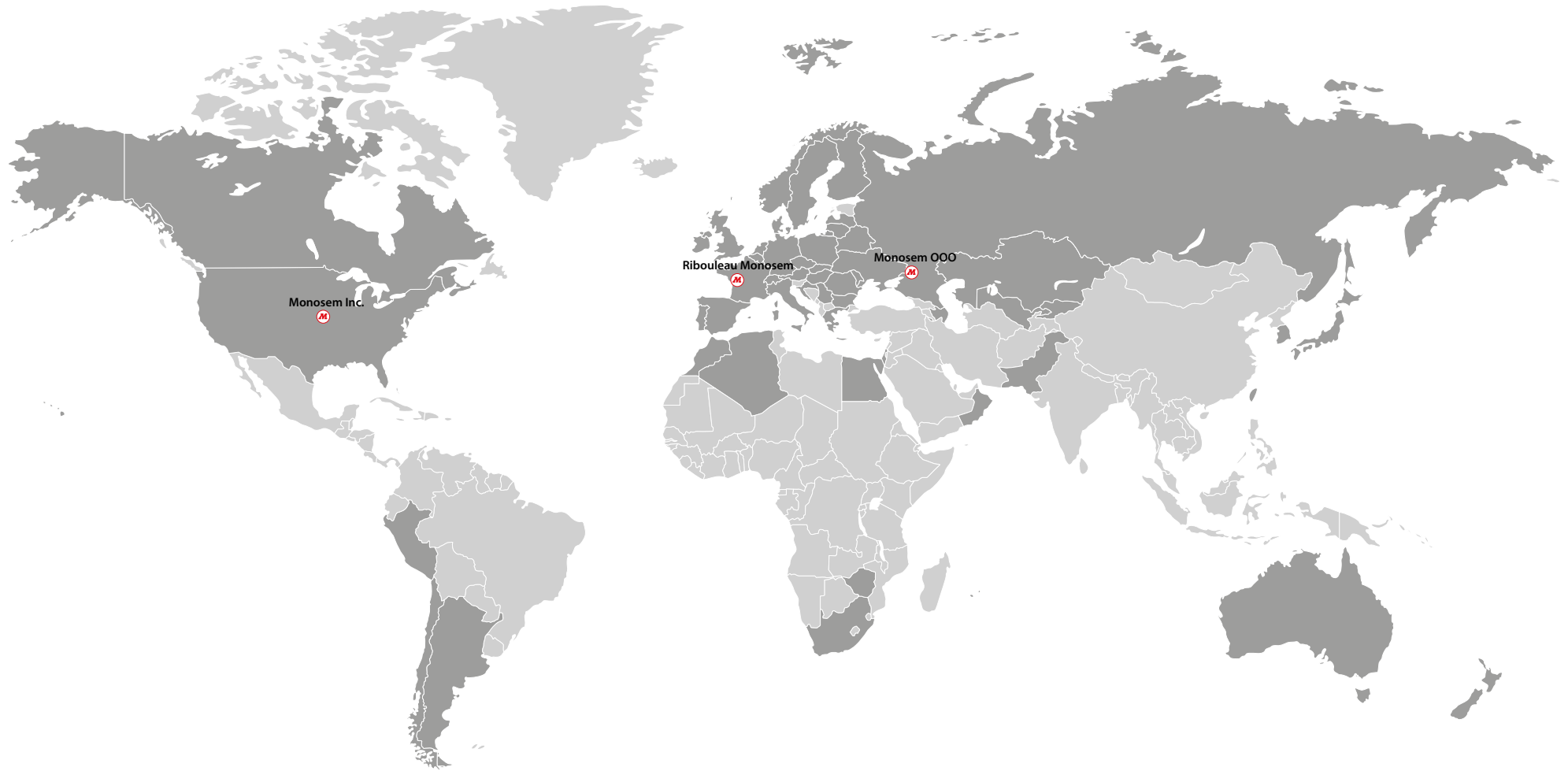


70 YEARS OF KNOW-HOW...



... BY YOUR SIDE

Hoeing is a mechanical weed control solution, favouring crop development. In more than 50 countries around the world, many farmers have chosen to rely on Monosem technology. Our 70 years of shared history bear witness to this. This trust, based on notions of reliability, sustainability, and agronomic performance, is now strengthened by technological innovations. Whether on seed planters or hoeing machines, intelligence is at the heart of Monosem equipment. Our relationship is based on 4 fundamental pillars: the ultimate in versatility, respect for the environment, intelligence for productivity and service worthy of the challenge.







VERSATILITY

Meeting individual needs and requirements is the focus of our experts' concerns. In addition to a hoeing element, we offer a tool that is versatile and can be adapted to different working conditions.








Ultimate versatility


Monosem's versatility serves to diversify your activities, protect biodiversity, and conserve your soil capital. We therefore offer cultivators that are unrivalled in their versatility. Monosem cultivators go beyond simple mechanical weeding and give back to hoeing all its advantages. The use of the cultivator on many crops and the possibility of working both on the inter-row and on the row allows a versatile use of the tool. Now you have the best tool for weeding, but also for removing the crust of soil and for applying targeted fertiliser. All this with a single hoeing machine.

Adaptability in all circumstances

Sometimes neglected, hoeing is now back in the limelight. At the heart of farming methods, it has been able to convince more and more farmers and address the challenges of tomorrow's agriculture. Monosem cultivator does not only work on the inter-row. It offers the possibility of working as close as possible to the crop, by burying or uprooting weeds present in the row. A versatility of actions and benefits put to the test on all types of soil.







ENVIRONMENT

The challenges inherent in soil preservation have led to the “reinvention” of cropping patterns. More than ever, cultivator is the alternative solution favoured by the agricultural world. Thanks to their numerous functions, Monosem hoeing machines are perfectly suited to the requirements of tomorrow’s agriculture.



A tool for eco-responsibility

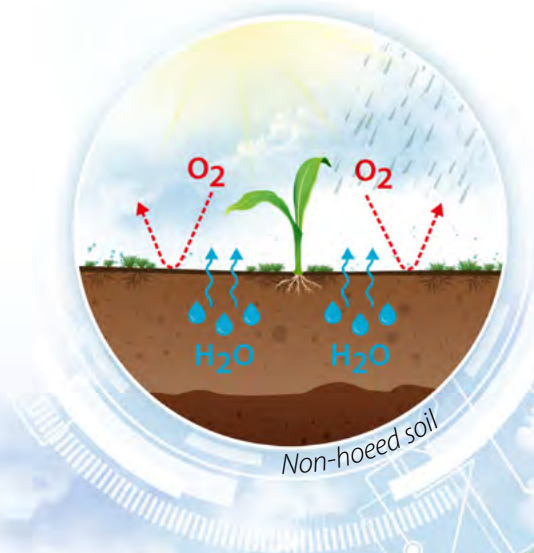
In a world of growing environmental concerns, a long-term strategy is essential. Beyond offering an alternative technique to chemical weeding, hoeing has many agronomic, economic, and environmental virtues.

Agronomic virtues but not only...

The advantages of hoeing from an agronomic point of view are no longer in question. Destruction of weeds, even resistant ones, improving the biological activity of the soil and even limiting the activity of pests are all essential actions for the proper development of crops, facilitated by using the hoeing machine.

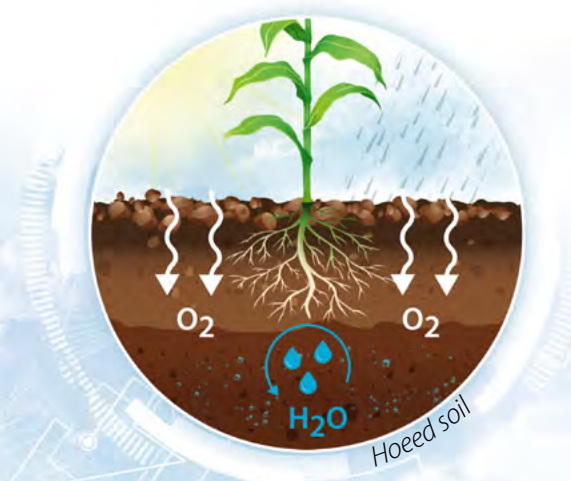
The environment at the heart of our priorities

Through surface tillage, hoeing is shown to improve water infiltration into the soil and thus reduce water input. Ensuring effective weed control while considerably reducing the use of plant protection products is no utopia. The localized application of fertilizer during hoeing allows a better use of the fertilizer while reducing losses by volatilization. Beyond the financial savings, the incorporation of hoeing operations into the cultivation methods is an environmental commitment.



Hoeing's virtues :

- Destruction of weeds
- Soil aeration
- Reduction of water evaporation







INTELLIGENCE

Times are changing and so are farming practices. At the heart of our daily lives, digital intelligence supports you at every step for ever greater precision.



INTELLIGENCE SUPPORTING ECO-RESPONSIBILITY

In the global context of soil preservation and the implementation of increasingly virtuous cultivation practices, the Monosem teams are working to offer solutions that reconcile productivity, simplicity, and sustainability. This intelligence, at the service of both the user and the environment, is materialised by the camera guidance and the lifting of elements by GPS.

SMART MACHINES

The technologies integrated in our cultivators provide increased comfort and precision.



Connected for precision agriculture

The reliability and intelligence of our machines have been fuelling the precision of your work for over 70 years. Continuous, high-definition guidance via camera and LED headlights enables efficient precision hoeing at high speeds. The camera guidance system is the preferred solution for perfect row tracking,



More connectivity for more comfort

From the cab, control every part of your cultivator with 100% ISOBUS compatible terminals. GPS-based lifting of the elements, localized fertilizer application, and automatic guidance are all there for your convenience. The individual hydraulic lifting of the elements via the Section Control allows optimum hoeing in the tips without the risk of overlapping.





SERVICE

To ensure the longevity of your equipment and to enable you to maintain an unparalleled quality of sowing, we make your satisfaction our priority. Spare parts, reactivity and support are available.



Reliable and close to you

Providing advice tailored to the needs of your operation is one of the outstanding qualities of our extensive distribution network. At your disposal to respond effectively to technical and operational requirements, we place our expertise at your service.

Because for more than 70 years you have placed your trust in us, we have created the Value & Tech Centre. This free service, from a team of technical experts, offers proactive listening and support, for worry-free hoeing.

Spare parts: action, reaction!

Checking the wear and tear of your equipment is one of the essential steps in the proper preparation of hoeing work. To maintain optimum performance from your Monosem hoeing machine, we offer a wide range of spare parts. We have the right part for you!

Because you pay attention to the wear and tear of your parts, we put all our reactivity to good use to ensure their availability within the dealer network and from our large factory inventory.

To consult our catalogue, go online to:
service.monosem.com

Our machines stand the test of time

We make a point of using quality materials in the design of our machines. A habit that has proven its effectiveness through time, and which guarantees the solidity and reliability of our machines. A lasting investment that gives you the peace of mind you need to work in the best conditions.



ONE CULTIVATOR, MULTIPLE ACTIONS

With many configurations and a wide range of accessories, the Monosem cultivators open the field of possibilities.



Working the inter-row

Working the inter-row allows the destruction of weeds and an important expansion of the soil depending on the tool used.



Protection of the row

The protection of the row by means of row guards limits the projection of soil onto the crop and avoids its burial during early hoeing.




Working the row

By burying or uprooting, row work destroys weeds, including those closest to the crop.



WE HAVE THE RIGHT MACHINE FOR YOU

Configure your cultivator according to your needs: choose the element, frame, guidance system, accessories... and make your cultivator the ideal tool.







CHOOSE THE APPROPRIATE ELEMENT

To best meet your expectations and the diversity of practices, we have developed several hoeing elements. Robust, reliable, and easy to adjust, they allow to carry out hoeing in optimal conditions. Each hoeing element can work on different crops with excellent results.

The Multicrop, Multicrop Compact and Super-Crop elements have proven themselves over the years. Compatible with our numerous chassis, they guarantee efficient hoeing in all circumstances.

Because vegetable crops require special attention, we have designed a robust and versatile steerable cultivator for weeding, hoeing, and ridging: the Multicrop and Multicrop Compact range.



“

“With the Multicrop Monosem cultivator I can hoe both maize and beetroot. I adapt my element to the soil and the crop”

Multicrop

Robust and scalable hoeing machine for field crop hoeing capable of accommodating a wide range of accessories.

Adaptable element for market gardening cultivator

Type of crop :



Maize Beetroot Sunflower Rape Beans Soya Sorghum ...



1 to 5 tools
+ rear support

1-18 rows

25-90 cm

Multicrop Compact

Compact element specially developed for hoeing crop with narrow rows.

Adaptable element for market gardening cultivator

Type of crop :



Vegetable crops Cereals Beetroot Rapeseed ...



1 to 3 tools
+ rear support

1-24 rows

18-65 cm

Supercrop

Versatile and economical hoeing machine for field crops.

Type of crop :



Maize Beetroot Sunflower Rape Beans Soya Sorghum ...



1 to 5 tools
+ rear support

1-18 rows

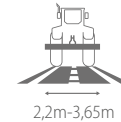
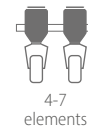
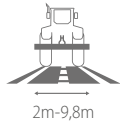
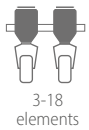
25-80 cm

WIDE RANGE OF FRAMES

Rigid frames

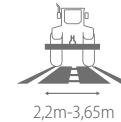
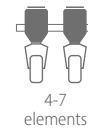
(Transport trolley available)

Monobloc, Monobar or double bar, let yourself be guided. Our rigid frame can be adapted to your needs. Economical, robust, and reliable, they guarantee that you can sow with confidence.



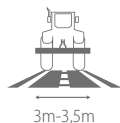
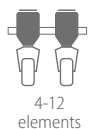
Manual folding frames

The manual folding frame makes it easy to transport the cultivator on the road via a lever to fold the outer elements, an economical folding chassis offering you different working widths.



Hydraulic folding frames

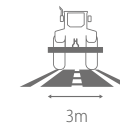
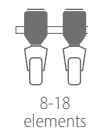
A hydraulically lifted frame offering transport comfort and hoeing versatility. This lifting system saves operational time.



Hydraulic folding frames

Wide width

The largest frame in the Monosem range, the possibility to assemble a chassis of 18 elements allowing to hoe at different widths! While maintaining a transport width of no more than 3m thanks to its hydraulic folding.



THE GUIDANCE SYSTEMS

Depending on your different needs for speed, precision, and area to be weeded we have the right guidance system.

Automatic guidance

Automatically guided cultivators with camera or sensor guidance allow to work as close to the crop as possible, increase the work rate, and make work more comfortable. The camera installed on the cultivator distinguishes the crop from the soil and hydraulically adjusts the trajectory of the hoeing elements for increased precision.



Self-guided cultivator

On self-guided cultivator, guidance is provided by stabilising coulters. These circular coulters allow the hoeing machine to follow the tractor perfectly in all hoeing conditions. This simple and economical system is suitable for crops with wide row spacing.



Manual guidance

For crops with high added value, a manual guidance system is available for hoeing as close as possible to the plants without the risk of destroying them.



Mechanical guidance

Ideal in curves and on slopes. Like a trailing axle, the mechanical steering system ensures that the hoeing machine follows the tractor perfectly for optimum hoeing on all terrains.



Front-mounted cultivator

Front-mounted cultivators with inverted elements allow to hoe as close to the crop as possible thanks to excellent visibility. This comfortable mounting principle reduces the overhang and, by being closer to the direction of the tractor, allows more precise hoeing.



FERTILIZATION

Thanks to the localized fertilizer application by an on-board or front-mounted fertilizer, we have the solid fertilization system that best suits your hoeing operations. The auger feeder distribution, in combination with the agitators, ensures even fertilizer dosing. Made of stainless steel, these augers are available with different pitches to provide exactly the quantity required.



Our on-board hoppers:

Standard

Available in 175 litre or 270 litre sizes, the on-board hoppers are mounted on rigid, foldable chassis.

High capacity

With a capacity of 1,000 litres, our large capacity hoppers offer wide opening and reliable distribution.



Front hoppers:

As with our entire range, the distribution can be controlled from the cab via an ISOBUS terminal.

Standard front fertilizer

Available with mechanical or electric drive with a capacity of 1,000 to 1,600 litres

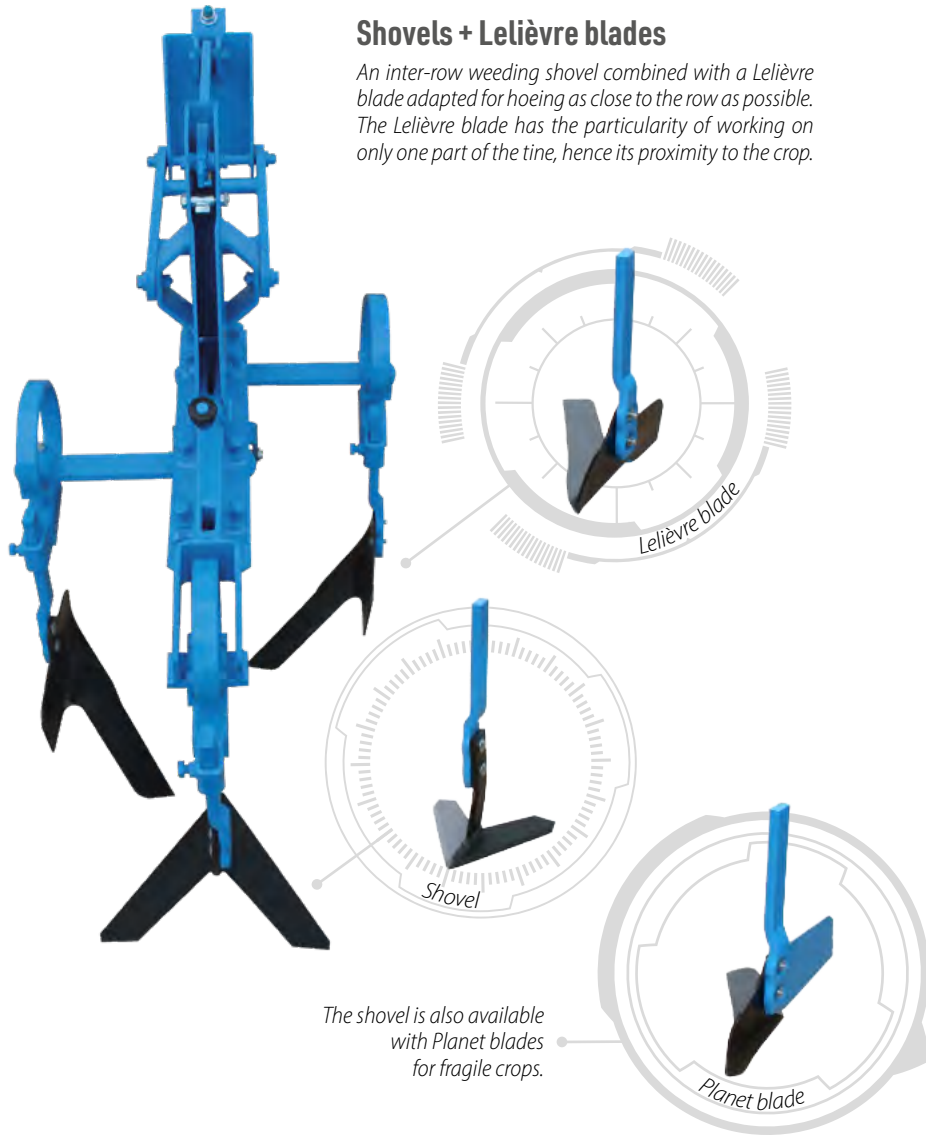
Duo front fertiliser

The Duo front hopper has two dosing units with electric drive and ISOBUS communication. Its hopper takes 1,500 to 2,100 litres of inputs. It can be divided into two parts, to deliver two products at different doses!

MONOSEM ACCESSORIES


Shovels + Lelièvre blades

An inter-row weeding shovel combined with a Lelièvre blade adapted for hoeing as close to the row as possible. The Lelièvre blade has the particularity of working on only one part of the tine, hence its proximity to the crop.



Ridger

The role of the ridger is to protect the crop and to cover weeds in the row.




Additional support spring kit

The additional support spring will help penetrate the hardest soils.



Plant protection disc


Allows to protect the rows during hoeing. The discs provide safe hoeing.



Combs

Hoeing is doubly effective: bare-rooted weeds will dry out more quickly in the sun. In addition, the combs level the ground.

ERMAS ACCESSORIES




Spring tine harrow

Recommended in the presence of stones and/or plant residues to avoid blockages.



Disc ridgers

Chokes weeds in the row by throwing soil at them.




Plant protection sheet with progressive setting

Equipped with an adjustable setting according to the stage of the crop, it protects the rows during hoeing. Particularly in beetroot and market gardening.



Rotary finger weeder

Use when the crop is sufficiently developed to uproot weeds in the row.



Roto comb

The roto comb, used at the early stage of the crop allow to uproot the weeds present on the row. It also performs a clipping of the areas not worked by the tines.

Multicrop technical features

Frames		Rigid			Manually foldable		Hydraulically foldable				
		5" TIP mono-bar			5" TIP		5" TIP				Monobloc Wide width
Width		3,5m	5,2m	6,6m	3,7m	5m	4,9m	5,2m	6,3m	6,7m	8,9m (2)
Transporting width					2,3m	3,6m	3,5m	3m			3m
Number of rows	45-50 cm	6	-	12	-	-	-	-	12	-	18 (12 if folded)
	50-65 cm	5	7	9	-	-	-	7	9	11	-
	65-80 cm	4	6	8	4	6	6 (4 if folded) (1)	6	-	8	12 (8 if folded)
Guidance	Self-guided	●	●	●	●	●	●	●	●	●	●
	Frontal «Elements Reversed»	○	-	-	○	-	○(3)	○(3)	○(3)	○(3)	-
	Manual	○	○	-	○	○	-	○	-	-	-
	Mechanical	○	○	-	-	○	○	○	○	○	-
Fertilizer	Automatic	○(3)	-	-	-	-	○(3)	○(3)	○(3)	○(3)	-
	Standard	○	○	○	○	○	○	○	-	-	-
	«High-capacity»	○	○	-	-	-	-	○	-	-	-
Front 1000 or 1600L		○	○	○	○	○	○	○	○	○	-
Support wheels		○	○	○	○	○	○	○/●(4)	○	○	●
Transport trolley		-	-	○	-	-	-	-	-	-	-
Lighting kit		○	○	○	○	○	○	○	○	○	○
Cultivator weight only (row spacing 65-80 cm)		575Kg	800Kg	1020Kg	620Kg	870Kg	900Kg	930Kg	1200Kg	1300Kg	2000Kg

Multicrop Compact technical features

Basic features		Multicrop Compact - 1 tool / element			
		3 rows - 2m	4 rows - 2,5m	5 rows - 3m	6 rows - 3,5m
Elements	Model	Multicrop Compact			
	Number of rows	3	4	5	6
	Row spacing (cm)	25-40	25-40	25-40	25-40
	Number of elements central + lateral	2+2	3+2	4+2	5+2
	Number of tines (1 shovel of 20 per element)	4	5	6	7
Frames	Model	Rigid / Mono-bar	Rigid / Mono-bar	Rigid / Mono-bar	Rigid / Mono-bar
	Frames width	2m	2,5m	3m	3,5m
	Transporting width	2m	2,5m	3m	3,5m
	Coupling	With pins	With pins	With pins	With pins

Super-Crop technical features

Frames		Rigid				Manually foldable		Hydraulically foldable		
		5" TIP		7" TOP	5" TIP		5" TIP			
Width		3,5m	5,2m	6,6m	9,8m	3,7m	5m	5,2m	6,3m	6,7m
Transporting width						2,3m	3,65m (2)	3m		
Number of rows	45-50 cm	6	-	12	18	-	-	-	12	-
	50-65 cm	5	7	9	-	-	7	7	9	11
	65-80 cm	4	6	8	12	4	6 (4 if folded)	6	-	8
Guidance	Self-guided	●	●	●	●	●	●	●	●	●
	Manual	○	○	-	-	○	○	○	-	-
	Mecanic	○	○	-	-	○	○	○	○	○
	Automatic	○(3)	-	-	-	-	-	○(3)	○(3)	○(3)
Fertilizer	Standard	○	○	○	-	○	○	○	-	-
	High-capacity	○	○	-	-	-	-	○	-	-
	Front 1000 or 1600L	○	○	○	-	○	○	○	○	○
Support wheels		○	○	○	●	○	○	○/●(4)	○	○
Transport trolley		-	-	○	○	-	-	-	-	-
Lighting kit		○	○	○	○	○	○	○	○	○
Cultivator weight only (row spacing 65-80 cm)		550Kg	770Kg	980Kg	1890Kg	620Kg	840Kg	900Kg	1150Kg	1140Kg

● : Standard - : Impossible (1) : row spacing 75 cm only (3) : even number of rows only and without fertiliser spreader
 ○ : Optional (2) : according to row spacing (4) : with 980 L hopper

For other models, configurations or drive types :

MONOSEM

Enhanced precision

15 rue Beaujon • 75008 PARIS • France
+335 49 81 50 00



Siren : 303953566 • R.C.S. Paris

Reference : 92600EN - 07/21

www.monosem.com

*All the data concerning the equipment, the general appearance, the weight and dimensions are current at the date of printing and vary according to countries. They may be modified without previous notice. This brochure cannot be considered as a binding document. Your Monosem partner will not hesitate in informing you of any possible changes. In order to illustrate this brochure, certain safety housings and mechanisms may have been removed. Apart from this particular case and complying with the recommendations in the manual, these must remain fitted.
Printing : Prouteau Imprimerie Bressuire • Graphic design, layout and photo credits : Monosem.*

